

Holding of Specified Securities

Annexure - I

1. Name of Listed Entity: MUKAND ENGINEERS LTD

2. Scrip Code/Name of Scrip/Class of Security 532097

3. Share Holding Pattern Filed under: Reg. 31(1)(a)/Reg. 31(1)(b)/Reg.31(1)(c)

a. If under 31(1)(b) then indicate the report for Quarter ending 31-03-2021

b. If under 31(1)(c) then indicate date of allotment/extinguishment

4. Declaration: The Listed entity is required to submit the following declaration to the extent of submission of information:-

	Particulars	Yes*	No*
1	Whether the Listed Entity has issued any partly paid up shares?		✓
2	Whether the Listed Entity has issued any Convertible Securities or Warrants?		✓
3	Whether the Listed Entity has any shares against which depository receipts are issued?		✓
4	Whether the Listed Entity has any shares in locked-in?		✓
5	Whether any shares held by promoters are pledge or otherwise encumbered?		✓

* If the Listed Entity selects the option 'No' for the questions above, the columns for the partly paid up shares, Outstanding Convertible Securities/Warrants, depository receipts, locked-in shares, No of shares pledged or otherwise encumbered by promoters, as applicable, shall not be displayed at the time of dissemination on the Stock Exchange website. Also wherever there is 'No' declared by Listed Entity in above table the values will be considered as 'Zero' by default on submission of the format of holding of specified securities.




Table I - SUMMARY STATEMENT HOLDING OF SPECIFIED SECURITIES

Category (I)	Category of shareholder (II)	No.s of Share holders (III)	No. of fully paid up equity Share held (IV)	No.s of Partly paid-up equity Share held (V)	No. of shares underlying Depository Receipts (VI)	Total nos. shares held (VII)= (IV)+(V)+(VI)	Shareholding as a % of total no. of shares (calculated as per SCRR, 1957) (VIII) As a % of (A+B+C2)	Number of Voting Rights held in each class of securities (IX)			No. of Shares Underlying Outstanding convertible securities (including Warrants) (X)	Shareholding, as a % assuming full conversion of convertible securities(as a % of diluted share capital) (XI)=(VII)+(X) As a % of (A+B+C2)	Number of Locked in shares (XII)		Number of Shares pledged or otherwise encumbered (XIII)		Number of equity shares held in dematerialized form (XIV)	
								No of Voting Rights		Total as a % of (A+B+C)			No. (a)	As a % of total shares held (b)	No. (a)	As a % of total shares held (b)		
								Class Equity x	Class Others y									Total
(A)	Promoter & Promoter Group	27	6630798	0	0	6630798	52.7409	6630798	0	6630798	52.7409	0	52.7409	0	0.0000	0	0.0000	6630798
(B)	Public	17501	5941602	0	0	5941602	47.2591	5941602	0	5941602	47.2591	0	47.2591	0	0.0000	0	0.0000	5701858
(C)	Non Promoter-Non Public	0	0	0	0	0	0	0	0	0	0.0000	0	0.0000	0	0.0000	NA	NA	0
(C1)	Shares underlying DRs	0	0	0	0	0	NA	0	0	0	0.0000	0	0.0000	0	0.0000	NA	NA	0
(C2)	Shares held by Employee Trusts	0	0	0	0	0	0	0	0	0	0.0000	0	0.0000	0	0.0000	NA	NA	0
	Total	17528	12572400	0	0	12572400		12572400	0	12572400	100.0000	0	100.0000	0	0.0000			12332656




Table II - STATEMENT SHOWING SHAREHOLDING PATTERN OF THE PROMOTER AND PROMOTER GROUP

Category & Name of the shareholders (I)	PAN (II)	No of Share holders (III)	No of fully paid up equity Shares held (IV)	Partly paid-up equity Share held (V)	No. of shares underlying Depository Receipts (VI)	Total nos. shares held (VII)=(IV)+(V)+(VI)	Shareholding % calculated as per SCRR,1957 As a % of (A+B+C2) (VIII)	Number of Voting Rights held in each class of securities (IX)			No. of Shares Underlying Outstanding convertible securities (including Warrants) (X)	Shareholding, as a % assuming full conversion of convertible securities(as a % of diluted share capital) (XI)=(VII)+(X) As a % of	Number of Locked in shares (XII)		Number of Shares pledged or otherwise encumbered (XIII)		Number of equity shares held in dematerialized form (XIV)	
								No of Voting Rights					Total as a % of (A+B+C)	No. (a)	As a % of total shares held (b)	No. (a)		As a % of total shares held (b)
								Class Equity x	Class Others y	Total								
1 Indian																		
(a) Individuals/Hindu undivided Family																		
RAJESH VIRENDRAKUMAR SHAH	AADPS3254M	1	34066	0	0	34066	0.2710	34066	0	34066	0.2710	0	0.2710	0	0.0000	0	0.0000	34066
SUKETU VIREN SHAH	AADPS3255L	1	158	0	0	158	0.0013	158	0	158	0.0013	0	0.0013	0	0.0000	0	0.0000	158
CZAAE SUKETU SHAH	AAFPS3722A	1	185	0	0	185	0.0015	185	0	185	0.0015	0	0.0015	0	0.0000	0	0.0000	185
MINAL BAJAJ	ABUPB2990D	1	19250	0	0	19250	0.1531	19250	0	19250	0.1531	0	0.1531	0	0.0000	0	0.0000	19250
SUMAN JAIN	ABVPJ9074H	1	846	0	0	846	0.0067	846	0	846	0.0067	0	0.0067	0	0.0000	0	0.0000	846
MADHUR BAJAJ	ACJPB6301L	1	1200	0	0	1200	0.0095	1200	0	1200	0.0095	0	0.0095	0	0.0000	0	0.0000	1200
NIRAJ BAJAJ	ACJPB6302K	1	412700	0	0	412700	3.2826	412700	0	412700	3.2826	0	3.2826	0	0.0000	0	0.0000	412700
RAJIVNAYAN BAJAJ	ACJPB6305Q	1	2535	0	0	2535	0.0202	2535	0	2535	0.0202	0	0.0202	0	0.0000	0	0.0000	2535
SHRI SANJIVNAYAN BAJAJ	ACJPB6306P	1	19	0	0	19	0.0002	19	0	19	0.0002	0	0.0002	0	0.0000	0	0.0000	19
KIRAN BAJAJ	ACJPB6307N	1	850	0	0	850	0.0068	850	0	850	0.0068	0	0.0068	0	0.0000	0	0.0000	850
SHEKHAR BAJAJ	ACJPB6315N	1	1200	0	0	1200	0.0095	1200	0	1200	0.0095	0	0.0095	0	0.0000	0	0.0000	1200
SUNAINA KEJRIWAL	ADWPK2432P	1	5089	0	0	5089	0.0405	5089	0	5089	0.0405	0	0.0405	0	0.0000	0	0.0000	5089
POOJA BAJAJ	AENPA7886D	1	850	0	0	850	0.0068	850	0	850	0.0068	0	0.0068	0	0.0000	0	0.0000	850
NIRAVNAYAN BAJAJ	AQWVPB1365F	1	3000	0	0	3000	0.0239	3000	0	3000	0.0239	0	0.0239	0	0.0000	0	0.0000	3000
PRIYARADHIKA RAJESH SHAH	AQPPS1763F	1	500	0	0	500	0.0040	500	0	500	0.0040	0	0.0040	0	0.0000	0	0.0000	500
VANRAJ ANANT BAJAJ	CIEPB6791F	1	850	0	0	850	0.0068	850	0	850	0.0068	0	0.0068	0	0.0000	0	0.0000	850
Total		16	483298	0	0	483298	3.8441	483298	0	483298	3.8441	0	3.8441	0	0.0000	0	0.0000	483298
(b) Central Government/State Government(s)																		
Total			0	0	0	0	0.0000	0	0	0	0.0000	0	0.0000	0	0.0000	0	0.0000	0
(c) Financial Institutions/Banks																		
Total			0	0	0	0	0.0000	0	0	0	0.0000	0	0.0000	0	0.0000	0	0.0000	0
(d) Any Other(BODIES CORPORATE)																		
BARODA INDUSTRIES PRIVATE LIMITED	AAACB2428A	1	2400	0	0	2400	0.0191	2400	0	2400	0.0191	0	0.0191	0	0.0000	0	0.0000	2400
JEEWAN LIMITED	AAACJ1656Q	1	14000	0	0	14000	0.1114	14000	0	14000	0.1114	0	0.1114	0	0.0000	0	0.0000	14000
JAMNALAL SONS PRIVATE LIMITED	AAACJ3176H	1	1392245	0	0	1392245	11.0738	1392245	0	1392245	11.0738	0	11.0738	0	0.0000	0	0.0000	1392245
MUKAND LIMITED	AAACM5008R	1	4539781	0	0	4539781	36.1091	4539781	0	4539781	36.1091	0	36.1091	0	0.0000	0	0.0000	4539781
SIDYA INVESTMENTS LIMITED	AAACS5298M	1	17400	0	0	17400	0.1384	17400	0	17400	0.1384	0	0.1384	0	0.0000	0	0.0000	17400
BAJAJ SEVASHRAM PRIVATE LTD	AADCB2301D	1	94800	0	0	94800	0.7540	94800	0	94800	0.7540	0	0.7540	0	0.0000	0	0.0000	94800
ISARNAN STEEL AND MINERALS PRIVATE LIMITED	AALCS6828G	1	48300	0	0	48300	0.3842	48300	0	48300	0.3842	0	0.3842	0	0.0000	0	0.0000	48300
Total		7	6108926	0	0	6108926	48.5900	6108926	0	6108926	48.5900	0	48.5900	0	0.0000	0	0.0000	6108926
(d) Any Other(TRUSTS)																		
NEELAKANTAN KRISHNAN IYER	AAATJ0268P	1	32454	0	0	32454	0.2581	32454	0	32454	0.2581	0	0.2581	0	0.0000	0	0.0000	32454
NIRAJ BAJAJ	AAATN1019L	1	1050	0	0	1050	0.0084	1050	0	1050	0.0084	0	0.0084	0	0.0000	0	0.0000	1050
SANJIVNAYAN BAJAJ	AAVTS4306G	1	2535	0	0	2535	0.0202	2535	0	2535	0.0202	0	0.0202	0	0.0000	0	0.0000	2535
SANJIVNAYAN BAJAJ	AAVTS5735P	1	2535	0	0	2535	0.0202	2535	0	2535	0.0202	0	0.0202	0	0.0000	0	0.0000	2535
Total		4	38574	0	0	38574	0.3068	38574	0	38574	0.3068	0	0.3068	0	0.0000	0	0.0000	38574
Sub-Total (A)(1)		27	6630798	0	0	6630798	52.7409	6630798	0	6630798	52.7409	0	52.7409	0	0.0000	0	0.0000	6630798
2 Foreign																		
(a) Individuals(Non-Resident Individuals/Foreign Individuals)																		
Total			0	0	0	0	0.0000	0	0	0	0.0000	0	0.0000	0	0.0000	0	0.0000	0
(b) Government																		
Total			0	0	0	0	0.0000	0	0	0	0.0000	0	0.0000	0	0.0000	0	0.0000	0
(c) Institutions																		
Total			0	0	0	0	0.0000	0	0	0	0.0000	0	0.0000	0	0.0000	0	0.0000	0
(d) Foreign Portfolio Investor																		
Total			0	0	0	0	0.0000	0	0	0	0.0000	0	0.0000	0	0.0000	0	0.0000	0
Sub-Total (A)(2)			0	0	0	0	0.0000	0	0	0	0.0000	0	0.0000	0	0.0000	0	0.0000	0
Total Shareholding of Promoter and Promoter Group (A) = (A)(1)+(A)(2)			27	6630798	0	6630798	52.7409	6630798	0	6630798	52.7409	0	52.7409	0	0.0000	0	0.0000	6630798

Details of Shares which remain unclaimed may be given here along with details such as number of shareholders, outstanding shares held in demat/unclaimed suspense account, voting rights which are frozen etc.

Note:
(1) PAN would not be displayed on website of Stock Exchange(s).
(2) The term "Encumbrance" has the same meaning as assigned under regulation 28(3) of SEBI (Substantial Acquisition of Shares and Takeovers) Regulations, 2011.




Table III - STATEMENT SHOWING SHAREHOLDING PATTERN OF THE PUBLIC SHAREHOLDER

Category & Name of the shareholders (I)	PAN (II)	No.s of Share holders (III)	No. of fully paid up equity Share held (IV)	Partly paid-up equity Share held (V)	No.s of shares underlying Depository Receipts (VI)	Total nos. shares held (VII)= (IV)+(V)+(VI)	Shareholding % calculated as per SCRR,1957 As a % of (A+B+C2) (VIII)	Number of Voting Rights held in each class of securities (IX)			No. of Shares Underlying Outstanding convertible securities (including Warrants) (X)	Total Shareholding, as a % assuming full conversion of convertible securities(as a percentage of diluted share capital) (XI)=(VII)+(X) As a % of (A+B+C2)	Number of Locked in shares (XII)		Number of Shares pledged or otherwise encumbered (XIII)		Number of equity shares held in dematerialized form (XIV)	
								No of Voting Rights		Total as a % of Total Voting Rights			No. (a)	As a % of total shares held (b)	No. (Not applicable) (a)	As a % of total shares held (b)		
								Class Equity x	Class Others y									Total
1 Institutions																		
(a) Mutual Funds		1	400	0	0	400	0.0032	400	0	400	0.0032	0	0.0032	0	0.0000	NA	NA	0
(b) Venture Capital Funds		0	0	0	0	0	0.0000	0	0	0	0.0000	0	0.0000	0	0.0000	NA	NA	0
(c) Alternate Investment Funds		0	0	0	0	0	0.0000	0	0	0	0.0000	0	0.0000	0	0.0000	NA	NA	0
(d) Foreign Venture Capital Investors		0	0	0	0	0	0.0000	0	0	0	0.0000	0	0.0000	0	0.0000	NA	NA	0
(e) Foreign Portfolio Investors		0	0	0	0	0	0.0000	0	0	0	0.0000	0	0.0000	0	0.0000	NA	NA	0
(f) Financial Institution/Banks		7	458	0	0	458	0.0036	458	0	458	0.0036	0	0.0036	0	0.0000	NA	NA	65
(g) Insurance Companies		0	0	0	0	0	0.0000	0	0	0	0.0000	0	0.0000	0	0.0000	NA	NA	0
(h) Provident Funds/ Pension Funds		0	0	0	0	0	0.0000	0	0	0	0.0000	0	0.0000	0	0.0000	NA	NA	0
SUB TOTAL (B)(1)		8	858	0	0	858	0.0068	858	0	858	0.0068	0	0.0068	0	0.0000	NA	NA	65
2 Central / State government(s)																		
(a) Central Government/ State Government(s)/President of India		0	0	0	0	0	0.0000	0	0	0	0.0000	0	0.0000	0	0.0000	NA	NA	0
SUB TOTAL (B)(2)		0	0	0	0	0	0.0000	0	0	0	0.0000	0	0.0000	0	0.0000	NA	NA	0
3 Non-institutions																		
(a.1) Individuals - i. Individual shareholders holding nominal share capital up to Rs. 2 lakhs.		16874	3660301	0	0	3660301	29.1138	3660301	0	3660301	29.1138	0	29.1138	0	0.0000	NA	NA	3461379
(a.2) INDIVIDUAL - ii. Individual shareholders holding nominal share capital in excess of Rs. 2 lakhs.		15	1125536	0	0	1125536	8.9524	1125536	0	1125536	8.9524	0	8.9524	0	0.0000	NA	NA	1125536
PANKAJ KUMAR RAMAWAT	AAOPR8730Q	1	212802	0	0	212802	1.6926	212802	0	212802	1.6926	0	1.6926	0	0.0000	0	0	212802
RAKESH SAJJAN GUPTA	AGBPG0372N	1	141485	0	0	141485	1.1254	141485	0	141485	1.1254	0	1.1254	0	0.0000	0	0	141485
SURENDRA BHAICHAND JHAVERI	AADPJ4783A	1	187695	0	0	187695	1.4929	187695	0	187695	1.4929	0	1.4929	0	0.0000	0	0	187695
(b) NBFCs registered with RBI		0	0	0	0	0	0.0000	0	0	0	0.0000	0	0.0000	0	0.0000	NA	NA	0
(c) Employee Trusts		0	0	0	0	0	0.0000	0	0	0	0.0000	0	0.0000	0	0.0000	NA	NA	0
(d) Overseas Depositories (holding DRs) (balancing figure)		0	0	0	0	0	0.0000	0	0	0	0.0000	0	0.0000	0	0.0000	NA	NA	0
(e) Any Other(BODIES CORPORATE)		99	456136	0	0	456136	3.6281	456136	0	456136	3.6281	0	3.6281	0	0.0000	NA	NA	416991
SASI STAR FINANCE PVT LTD	AALCS0577N	1	147676	0	0	147676	1.1746	147676	0	147676	1.1746	0	1.1746	0	0.0000	0	0	147676
(e) Any Other(CLEARING MEMBER)		43	34056	0	0	34056	0.2709	34056	0	34056	0.2709	0	0.2709	0	0.0000	NA	NA	34056
(e) Any Other(HINDU UNDIVIDED FAMILY)		337	301478	0	0	301478	2.3979	301478	0	301478	2.3979	0	2.3979	0	0.0000	NA	NA	301478
(e) Any Other(IEPF)		1	121064	0	0	121064	0.9629	121064	0	121064	0.9629	0	0.9629	0	0.0000	NA	NA	121064
(e) Any Other(NON RESIDENT INDIANS (NON REPAT))		65	29899	0	0	29899	0.2378	29899	0	29899	0.2378	0	0.2378	0	0.0000	NA	NA	29899
(e) Any Other(NON RESIDENT INDIANS (NRI))		8	134	0	0	134	0.0011	134	0	134	0.0011	0	0.0011	0	0.0000	NA	NA	0
(e) Any Other(NON RESIDENT INDIANS (REPAT))		42	124442	0	0	124442	0.9898	124442	0	124442	0.9898	0	0.9898	0	0.0000	NA	NA	124442
(e) Any Other(TRUSTS)		9	87698	0	0	87698	0.6975	87698	0	87698	0.6975	0	0.6975	0	0.0000	NA	NA	86948
SUB TOTAL (B)(3)		17493	5940744	0	0	5940744	47.2523	5940744	0	5940744	47.2523	0	47.2523	0	0.0000	NA	NA	5701793
Total Public Shareholding (B) = (B)(1)+(B)(2)+(B)(3)		17501	5941602	0	0	5941602	47.2591	5941602	0	5941602	47.2591	0	47.2591	0	0.0000	0	NA	5701858

Details of the shareholders acting as persons in Concert including their Shareholding (No. and %): 0

Details of Shares which remain unclaimed may be given here along with details such as number of shareholders, outstanding shares held in demat/unclaimed suspense account, voting rights which are frozen etc.

Note:

(1) PAN would not be displayed on website of Stock Exchange(s).

(2) The above format needs to be disclosed along with the name of following persons:

Institutions/Non Institutions holding more than 1% of total number of shares.




Table IV - STATEMENT SHOWING SHAREHOLDING PATTERN OF THE NON PROMOTER - NON PUBLIC SHAREHOLDER

Category & Name of the shareholders (I)	PAN (II)	No. of Share holders (III)	No. of fully paid up equity Share held (IV)	Partly paid-up equity Share held (V)	No.s of shares underlying Depository Receipts (VI)	Total no. shares held (VII)= (IV)+(V)+(VI)	Shareholding % calculated as per SCRR,1957 As a % of (A+B+C2) (VIII)	Number of Voting Rights held in each class of securities (IX)			No. of Shares Underlying Outstanding convertible securities (including Warrants) (X)	Total Shareholding, as a % assuming full conversion of convertible securities(as a % of diluted share capital) (XI)=(VII)+(X) As a % of (A+B+C2)	Number of Locked in shares (XII)		Number of Shares pledged or otherwise encumbered (XIII)		Number of equity shares held in dematerialized form (XIV)	
								No of Voting Rights					Total as a % of (A+B+C)	No. (a)	As a % of total shares held (b)	No. (Not applicable) (a)		As a % of total shares held (Not applicable) (b)
								Class Equity x	Class Others y	Total								
1 Custodian/DR Holder			0	0	0	0	0.0000	0	0	0	0.0000	0	0.0000	0	0.0000	NA	NA	
Total Non Promoter-Non Public Shareholding (C)=(C)(1)+(C)(2)			0	0	0	0	0.0000	0	0	0	0.0000	0	0.0000	0	0.0000	NA	NA	

Note

- (1) PAN would not be displayed on website of Stock Exchange(s).
- (2) The above format needs to disclose name of all holders holding more than 1% of total number of shares.
- (3) W.r.t. the information pertaining to Depository Receipts, the same may be disclosed in the respective columns to the extent information available.




Table V - STATEMENT SHOWING DETAILS OF SIGNIFICANT BENEFICIAL OWNERS

Sr. No	Details of the significant beneficial owner (I)			Details of the registered owner (II)			Details of holding/ exercise of right of the SBO in the reporting company, whether direct or indirect *: (III) Whether by virtue of:					Date of creation / acquisition of significant beneficial interest* (IV)
	Name	PAN/Passport No. in case of a foreign national	Nationality	Name	PAN/Passport No. in case of a foreign national	Nationality	Shares %	Voting rights %	Rights on distributable dividend or any other distribution	Exercise of control	Exercise of significant influence	
		NA				NA					NA	NA

